


Bottom Hem Printing Pallet



- ⊕ Pallets
- ⊕ Squeegees
- ⊕ Floodbars



The Bottom Hem Pallet allows you to print at the very top of a shirt and at the very bottom of a shirt. The middle area between the front and back pallet allows for extra material to be 'bunched up'. Load the shirt as normal, and then pull from the middle of the shirt forward until the bottom hem of the shirt is on the back printing pallet.




Decorating the bottom hem of a shirt is nothing new. The effect has been employed in many ways to provide a unique decoration to different types of garments.

Typically, the shirt is decorated with the main print and then dried and returned to the printer for the hem printing process. What's unique here is that it can now all be done on one print and setup.

- Print at the Top of the shirt
- Print at the bottom of the shirt
- Use standard length pallet

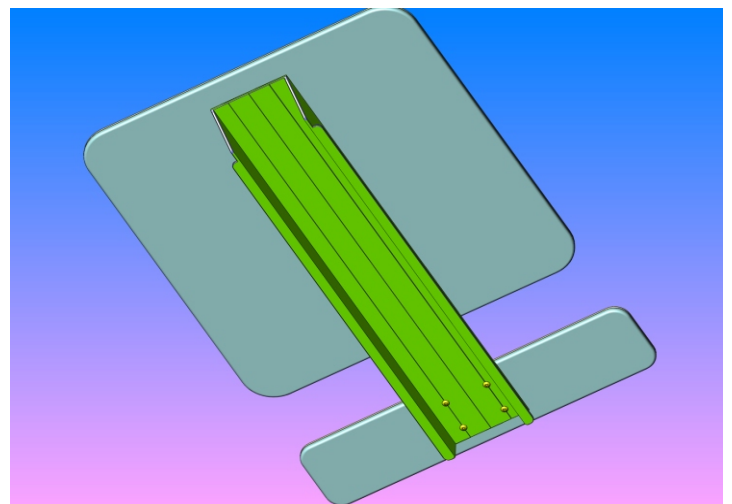


Available for use with most Manual Machines



Available Sizes

12" x 22"
14" x 22"
16" x 22"
18" x 22"
20" x 22"
20" x 30"



Distributed By: