

# Double Half Wing Pallets




- ⊕ Pallets
- ⊕ Squeegees
- ⊕ Floodbars



The Double Half Winged Pallet is an excellent specialty effect pallet which allows you to print across both shoulder seams of a standard t-shirt.



When printing cap sleeve tees, this shape allows for true All-Over-Printing. Special shaping optimizes loading and image capacity in this shirt size sensitive



To Simulate AOP on regular tees, setup with the DHW Pallet first, and then sleeve pallets second. You can accomplish simulated All-Over-Prints for a fraction of the cost of true AOP Pallets. Overhead Laser Alignment Systems are especially useful to help align the shirt the second time around.


To Simulate AOP on regular tees, setup with the DHW Pallet first, and then sleeve pallets second. You can accomplish simulated All-Over-Prints for a fraction of the cost of true AOP Pallets.

Double Half Wing Pallets are size sensitive to the shirts. That means that basically 2 shirt sizes will fit one pallet size. Our most popular is the standard adult - 19" x 22". The Body of this pallet is 16 1/2" across and is sized appropriately for Medium and Large Shirts.

Available for use with  
Anatol Machinery




Available for use with  
most Manual Machines



**Available  
Sizes**

19 x 22
14 x 22



**Distributed By:**